

---

Subject: REBORN

Posted by [anant](#) on Mon, 08 Dec 2008 06:09:42 GMT

[View Forum Message](#) <> [Reply to Message](#)

---

Please post any reborn skins you have or know of.  
Thought it would be cool to see wich ones are available

---

---

Subject: Re: REBORN

Posted by [slosha](#) on Tue, 09 Dec 2008 05:33:30 GMT

[View Forum Message](#) <> [Reply to Message](#)

---

fourth page & scroll down till "Reborn Engineer"  
<http://www.renegadeforums.com/index.php?t=msg&th=30971&start=75&rid=24209>

---

---

Subject: Re: REBORN

Posted by [anant](#) on Tue, 09 Dec 2008 06:54:24 GMT

[View Forum Message](#) <> [Reply to Message](#)

---

got that one, and reborn GDI and NOD soldier

---

---

Subject: Re: REBORN

Posted by [Di3HardNL](#) on Tue, 09 Dec 2008 08:07:52 GMT

[View Forum Message](#) <> [Reply to Message](#)

---

I have a pack with some reborn stuff in it. It contains some weapons and characters.

here downloadlink

[http://www.2shared.com/file/4422268/cffa3913/Reborn\\_Stuff.html](http://www.2shared.com/file/4422268/cffa3913/Reborn_Stuff.html)

---

---

Subject: Re: REBORN

Posted by [anant](#) on Tue, 09 Dec 2008 22:53:55 GMT

[View Forum Message](#) <> [Reply to Message](#)

---

Thanks di3

edit: link broken for me, can i have a .zip file?

---

---

Subject: Re: REBORN  
Posted by [Vancer2](#) on Sat, 13 Dec 2008 00:33:01 GMT  
[View Forum Message](#) <> [Reply to Message](#)

---

could u give the sound for hte Reborn  
Chaingun plz??

---

Subject: Re: REBORN  
Posted by [GEORGE ZIMMER](#) on Sat, 13 Dec 2008 03:39:30 GMT  
[View Forum Message](#) <> [Reply to Message](#)

---

hey guys don't mind me just not using XCC mixer or common sense

---

Subject: Re: REBORN  
Posted by [Di3HardNL](#) on Sat, 13 Dec 2008 08:11:15 GMT  
[View Forum Message](#) <> [Reply to Message](#)

---

anant wrote on Tue, 09 December 2008 16:53Thanks di3

edit: link broken for me, can i have a .zip file?

its working

i bet you dont know where to click in the downloadpage..

look my screenshot


#### File Attachments

1) [screenshot.PNG](#), downloaded 127 times

---

## Download Reborn Stuff.rar

[Report abuse](#)

 **Reborn Stuff.rar**

**File type:** File    **File size:** 6,013 KB    **Uploaded:** 2008-12-09

---

Sponsored Your Ad Here

**[Win EUR 5.000 Kerstbonus](#)**  
Zoek de verschillen en maak kans op EUR 5.000

---


This file has been stored on the publisher's virtual drive on 4shared.com ([online file storage](#) service). The file is shared for public access and downloading. The publisher is responsible for the content of the file.



**[DomainNews.com](#)**                      **[Compare 10+ Online Degree](#)**  
Free News and Newsletter about the world of domain names.    Get your online degree in your spare time. Get more info. Start Today!

Your Ad Here

---

Times downloaded: 9                      File URL:

Last downloaded: 2008-12-13            Save file to your [PC](#): [click here](#) 

 [BOOKMARK](#)    

---

Subject: Re: REBORN

Posted by [IronWarrior](#) on Sat, 13 Dec 2008 12:14:26 GMT

[View Forum Message](#) <> [Reply to Message](#)

<http://reborn.game-maps.net/>

Please remember that Game-Maps.NET supports Renegade, A Path beyond and Reborn and lots of other games.

---

Subject: Re: REBORN

Posted by [Di3HardNL](#) on Sat, 13 Dec 2008 16:41:22 GMT

[View Forum Message](#) <> [Reply to Message](#)

IronWarrior wrote on Sat, 13 December 2008 06:14<http://reborn.game-maps.net/>

Please remember that Game-Maps.NET supports Renegade, A Path beyond and Reborn and lots of other games.

oops i thought he wanted reborn stuff to use in renegade

---

---

Subject: Re: REBORN

Posted by [anant](#) on Sat, 13 Dec 2008 21:27:46 GMT

[View Forum Message](#) <> [Reply to Message](#)

---

lol di3, you know me too well

---

---

Subject: Re: REBORN

Posted by [Vancer2](#) on Sun, 14 Dec 2008 00:38:49 GMT

[View Forum Message](#) <> [Reply to Message](#)

---

Dude i want reborn skins for use in Renegade D:

---

---

Subject: Re: REBORN

Posted by [anant](#) on Sun, 14 Dec 2008 01:39:33 GMT

[View Forum Message](#) <> [Reply to Message](#)

---

see above post by di3

---

---

Subject: Re: REBORN

Posted by [Vancer2](#) on Sun, 14 Dec 2008 18:34:44 GMT

[View Forum Message](#) <> [Reply to Message](#)

---

I know about those skins but i want the skins from the Reborn shotgun, Ramjet, and the proxy mines and the others to play with in Renegade

---

---

Subject: Re: REBORN

Posted by [Vancer2](#) on Sun, 14 Dec 2008 19:08:52 GMT

[View Forum Message](#) <> [Reply to Message](#)

---

Um okay I opened XCC mixer and opened Always.dat. I found the files for textures of the weapons but im not sure how to apply them to Renegade, Is it as simple as just extracting and putting in Renegade Data folder, or does it require something else?

---

---

Subject: Re: REBORN

Posted by [samous](#) on Sun, 14 Dec 2008 19:14:55 GMT

[View Forum Message](#) <> [Reply to Message](#)

---

Vancer2 wrote on Sun, 14 December 2008 11:08Um okay I opened XCC mixer and opened Always.dat. I found the files for textures of the weapons but im not sure how to apply them to Renegade, Is it as simple as just extracting and putting in Renegade Data folder, or does it require something else?

just as simple as that .

---

---

Subject: Re: REBORN

Posted by [anant](#) on Sun, 14 Dec 2008 20:52:47 GMT

[View Forum Message](#) <> [Reply to Message](#)

---

okay,

this is what i did

open up 2 renegade data folders.

open 1 into the reborn folder.

and then double click it.

there will be folders with chars,weapons,etc

double click a folder, then double click a file in the next folder

CUT it out and the paste in the OTHER data folder. contiune to do this until done-warning, if u dont delete the folder you have cut and pasted you may end up cutting it too many times and repeating yourself.

---

---

Subject: Re: REBORN

Posted by [samous](#) on Mon, 15 Dec 2008 00:57:23 GMT

[View Forum Message](#) <> [Reply to Message](#)

---

why cut, u should copy and past. then u allways have a backup.

---

---

Subject: Re: REBORN

Posted by [slosha](#) on Mon, 15 Dec 2008 01:52:42 GMT

[View Forum Message](#) <> [Reply to Message](#)

---

IronWarrior wrote on Sat, 13 December 2008 06:14<http://reborn.game-maps.net/>

Please remember that Game-Maps.NET supports Renegade, A Path beyond and Reborn and lots of other games.

you sound like a "terms of service"/warranty

i hate people that try to sound like that

---

---

Subject: Re: REBORN  
Posted by [samous](#) on Mon, 15 Dec 2008 03:03:34 GMT  
[View Forum Message](#) <> [Reply to Message](#)

---

well thats prejudice.

---

Subject: Re: REBORN  
Posted by [slosha](#) on Tue, 16 Dec 2008 05:21:39 GMT  
[View Forum Message](#) <> [Reply to Message](#)

---

Vancer2 wrote on Sun, 14 December 2008 13:08Um okay I opened XCC mixer and opened Always.dat. I found the files for textures of the weapons but im not sure how to apply them to Renegade, Is it as simple as just extracting and putting in Renegade Data folder, or does it require something else?

so if its as easy as that.. y do we need scrin to release reborn skins

---

Subject: Re: REBORN  
Posted by [anant](#) on Tue, 16 Dec 2008 05:51:09 GMT  
[View Forum Message](#) <> [Reply to Message](#)

---

beacuse scrin does not skin, he fuckin...words cant describe his kill work!

---

Subject: Re: REBORN  
Posted by [GEORGE ZIMMER](#) on Tue, 16 Dec 2008 06:14:41 GMT  
[View Forum Message](#) <> [Reply to Message](#)

---

Yep, stolen work is pretty damn great!

---

Subject: Re: REBORN  
Posted by [ErroR](#) on Wed, 17 Dec 2008 14:59:49 GMT  
[View Forum Message](#) <> [Reply to Message](#)

---

u mean <http://reborn.game-maps.net/> ?

---

Subject: Re: REBORN  
Posted by [Vancer2](#) on Fri, 19 Dec 2008 00:36:14 GMT  
[View Forum Message](#) <> [Reply to Message](#)

---

anant wrote on Sun, 14 December 2008 13:52okay,  
this is what i did

---

open up 2 renegade data folders.  
open 1 into the reborn folder.  
and then double click it.  
there will be folders with chars,weapons,etc  
double click a folder, then double click a file in the next folder  
CUT it out and the paste in the OTHER data folder. contiune to do this until done-warning, if u  
dont delete the folder you have cut and pasted you may end up cutting it too many times and  
repeating yourself.

i dont quite understand what u mean open 1 into the reborn folder???? I have trouble  
understanding sentences like this

---

---

Subject: Re: REBORN  
Posted by [Vancer2](#) on Sat, 20 Dec 2008 16:44:16 GMT  
[View Forum Message](#) <> [Reply to Message](#)

---

OK I copied and pasted the files I extracted from Reborn's always.dat, but nothing happened. Do i  
have to rename them too?

---

---

Subject: Re: REBORN  
Posted by [Vancer2](#) on Sun, 21 Dec 2008 20:51:54 GMT  
[View Forum Message](#) <> [Reply to Message](#)

---

How Do i Get them to work do I have to rename them????

---

---

Subject: Re: REBORN  
Posted by [Di3HardNL](#) on Sun, 21 Dec 2008 21:33:34 GMT  
[View Forum Message](#) <> [Reply to Message](#)

---

Let me try to explain to you, for example when you want to use Reborn's weapons.

Reborn and Renegade use different weapon models, normally you would have to open the  
models from reborn in RenX and then export it again as the file for a weapon in Renegade (that is  
because you can't manually rename the file)

Also a possibility is to do it with HexEditor, you have to replace the names. I don't know exactly  
how to do it anymore, but I am sure if GenBlacky reads this that he probably could explain

But there are a couple of weapons in Reborn and Renegade that use the same names but are  
different models. Now this is easy because you could simply copy the file from Reborn (by using  
XCCMixer) to your Renegade data.

Make sure you also copy the textures used for this model to your renegade data folder (Look them

up in w3dviewer).

If you need more help ask me

---

---

Subject: Re: REBORN

Posted by [Di3HardNL](#) on Sun, 21 Dec 2008 22:50:55 GMT

[View Forum Message](#) <> [Reply to Message](#)

---

Here a sample. Reborn's C4 models have the same name as in Renegade.

Simply find the files and copy them to your folder.

I'd say : Thank you Reborn team ^^

And I could upload these C4 if no one objects.

---

---

Subject: Re: REBORN

Posted by [LiL KiLLa](#) on Sun, 21 Dec 2008 23:03:21 GMT

[View Forum Message](#) <> [Reply to Message](#)

---

and how can I change the hud weapons??

---

---

Subject: Re: REBORN

Posted by [Di3HardNL](#) on Mon, 22 Dec 2008 15:51:13 GMT

[View Forum Message](#) <> [Reply to Message](#)

---

Thats some hud textures which i also copy'd from reborn. Had to rename them to renegade ones tho.

---

---

Subject: Re: REBORN

Posted by [LiL KiLLa](#) on Mon, 22 Dec 2008 15:53:09 GMT

[View Forum Message](#) <> [Reply to Message](#)

---

not more than rename o.O

---

---

Subject: Re: REBORN

Posted by [mrÃ&Auml;Ã&Auml;SÄ-z](#) on Mon, 22 Dec 2008 15:57:43 GMT

[View Forum Message](#) <> [Reply to Message](#)

---



Cant wait to see Renardins face till he see that topic lol

---

---

Subject: Re: REBORN

Posted by [Di3HardNL](#) on Mon, 22 Dec 2008 16:14:19 GMT

[View Forum Message](#) <> [Reply to Message](#)

---

Well if you ask me we are actually promoting the mod. People will think these models look so kick-ass that they decide to download Reborn and check out all other stuff which is used in it

You're welcom renardin

---

---

Subject: Re: REBORN

Posted by [Vancer2](#) on Mon, 22 Dec 2008 21:46:32 GMT

[View Forum Message](#) <> [Reply to Message](#)

---

Thx Reborn Team

---

---

Subject: Re: REBORN

Posted by [Vancer2](#) on Mon, 22 Dec 2008 22:42:00 GMT

[View Forum Message](#) <> [Reply to Message](#)

---

Sweet i got the c4 from reborn, but The remote skin only works in 1st person and the proxy if i aim right it goes into the ground like a wedge. what files to i need? Next i want the shotgun can i have the names of the files i need plz

---

---

Subject: Re: REBORN

Posted by [LiL KiLLa](#) on Mon, 22 Dec 2008 22:59:54 GMT

[View Forum Message](#) <> [Reply to Message](#)

---

w\_shot.w3d

open the file in W3Dview and look which textures it use...

---

---

Subject: Re: REBORN

Posted by [Vancer2](#) on Mon, 22 Dec 2008 23:06:30 GMT

[View Forum Message](#) <> [Reply to Message](#)

---

Could someone perhaps make the Nod Rifle skin and the tiberium Rifle skin plz  
I got the Shotgun But i want the shotshell ejection and weapon animation what do i need to do that?

---

I got the Animations in but I want the shotgun shell to eject and fro mthe right place what do i have to do there???

---

---

Subject: Re: REBORN

Posted by [Vancer2](#) on Tue, 23 Dec 2008 11:09:52 GMT

[View Forum Message](#) <> [Reply to Message](#)

---

Sorry for so many posts. But I want to extract the Nod Heavy Sniper Rifle, I can get the files but i dont know how to get the reload animations but i notices files starting with "ha\_" do these control the hand placements and reloads anims?

---