
Subject: ren guard cant delete

Posted by [mx94](#) on Sat, 28 Oct 2006 07:17:27 GMT

[View Forum Message](#) <> [Reply to Message](#)

I launched renguard after installing ,it says that renguard was not installed properly pls reninstall.And i went to add and remove section and tried un installing. After a few seconds it say that maintence is compeleted.But renguard is still on the list.when I play renegade the sytem asked me to install ren guard.But i cant install....

Subject: Re: ren guard cant delete

Posted by [Goztow](#) on Sat, 28 Oct 2006 08:26:55 GMT

[View Forum Message](#) <> [Reply to Message](#)

Hey mate,

I heard this problem before but I'm afraid I cannot explain in simple words how to solve it.

However, be aware that in your renegade-directory, there's a file called "game2.exe" which allows you to play without renguard until someone can help you fix the problem.

Subject: Re: ren guard cant delete

Posted by [mx94](#) on Sat, 28 Oct 2006 15:30:51 GMT

[View Forum Message](#) <> [Reply to Message](#)

oh well gg for me

Subject: Re: ren guard cant delete

Posted by [Caveman](#) on Sat, 28 Oct 2006 15:33:44 GMT

[View Forum Message](#) <> [Reply to Message](#)

Delete RenGuard from the registry. Start > Run > regedit > Edit > Search > RenGuard > Delete all Renguard related reg's

That should fix the problem.

Subject: Re: ren guard cant delete

Posted by [mx94](#) on Sun, 29 Oct 2006 05:55:51 GMT

[View Forum Message](#) <> [Reply to Message](#)

But it cant install...

Subject: Re: ren guard cant delete
Posted by [Caveman](#) on Sun, 29 Oct 2006 13:14:38 GMT
[View Forum Message](#) <> [Reply to Message](#)

Once RenGuard has been deleted from the registry it should install.

Subject: Re: ren guard cant delete
Posted by [mx94](#) on Sun, 29 Oct 2006 14:06:42 GMT
[View Forum Message](#) <> [Reply to Message](#)

Reguard is not in the list of programmes ,but the setup cant install.

Subject: Re: ren guard cant delete
Posted by [Caveman](#) on Sun, 29 Oct 2006 15:09:32 GMT
[View Forum Message](#) <> [Reply to Message](#)

Have you checked the registry? If it's not in the registry at all then it should install without any problems.

Subject: Re: ren guard cant delete
Posted by [mx94](#) on Sun, 29 Oct 2006 15:42:13 GMT
[View Forum Message](#) <> [Reply to Message](#)

no more in regedit

Subject: Re: ren guard cant delete
Posted by [Caveman](#) on Sun, 29 Oct 2006 15:56:37 GMT
[View Forum Message](#) <> [Reply to Message](#)

And it still wont install? Can you show me a screenshot?

Subject: Re: ren guard cant delete
Posted by [mx94](#) on Mon, 30 Oct 2006 06:29:11 GMT
[View Forum Message](#) <> [Reply to Message](#)

thats the pic after i dl renguard
renguard was below quick time before i deleted the regedit

File Attachments

1) [IMG_1965_2.JPG](#), downloaded 441 times


Welcome

Modify, repair, or remove the program.

Welcome to the Real
installation. Click on




Modify



Setup




Repair



Repair



Remove



Remove

2) [renguard was not here.JPG](#), downloaded 450 times



Add/Remove
Windows
Components



Set Program
Access and
Defaults



NVIDIA Drivers



PowerDVD



QuickTime



Steam

[Click here for support](#)

To change this program



Steam(TM)



Sven Co-op 3.0



VIA Audio Driver Setup



VIA Rhine-Family Fast



Windows Defender

Subject: Re: ren guard cant delete
Posted by [danpaul88](#) on Mon, 30 Oct 2006 07:30:33 GMT
[View Forum Message](#) <> [Reply to Message](#)

Don't you know how to make a screenshot

Subject: Re: ren guard cant delete
Posted by [mx94](#) on Tue, 31 Oct 2006 08:58:11 GMT
[View Forum Message](#) <> [Reply to Message](#)

nope

Subject: Re: ren guard cant delete
Posted by [danpaul88](#) on Tue, 31 Oct 2006 09:20:41 GMT
[View Forum Message](#) <> [Reply to Message](#)

ok, crash course in screenshots.

- 1) When your looking at the right thing on your monitor press the Prn Scrn key (Above the Home and End keys on most keyboards)
- 2) Open MS Paint, go to edit and choose the paste option.
- 3) Now click file->save as. Make sure you choose 'Save as type: JPG' and save it with a sensible name to your desktop or somewhere.
- 4) When making a post on the forums click the Browse button below the posting window (Next to upload file) and select your screenshot file you just made. Then click OK and then the Upload File button.
- 5) Once the page refreshes you can insert the image by clicking the text which says something like Insert Image into Message Body

Subject: Re: ren guard cant delete
Posted by [mx94](#) on Wed, 01 Nov 2006 07:27:06 GMT
[View Forum Message](#) <> [Reply to Message](#)

cant

Subject: Re: ren guard cant delete
Posted by [icedog90](#) on Wed, 01 Nov 2006 07:48:19 GMT
[View Forum Message](#) <> [Reply to Message](#)

Dude, use irfanview, not MS paint.

Subject: Re: ren guard cant delete
Posted by [light](#) on Wed, 01 Nov 2006 08:12:23 GMT
[View Forum Message](#) <> [Reply to Message](#)

Props for going to the length of photographing your screen.

Subject: Re: ren guard cant delete
Posted by [mx94](#) on Sat, 02 Dec 2006 08:42:06 GMT
[View Forum Message](#) <> [Reply to Message](#)

i hav deleted everythin that need 2 be deleted by i still wouldnt work.
