
Subject: Bit p-ed off

Posted by [Snoknight](#) on Tue, 08 Aug 2006 19:14:56 GMT

[View Forum Message](#) <> [Reply to Message](#)

Whenever I attempt to run renegade through "Game.exe" it says that:

Failed to receive list of master servers. Check your Internet connection.

Just wondering what the hell im supposed to do... I'm a very good renegade player and just because i can play I got banned from every renguard protected server by a bunch of people who are upset because they suck.

Its a little sad when i cant play on-line because those you select as host have pride issues... look into it, seriously. Being kicked off an on-line game by a bunch of programmers and kids who haven't hit puberty is a little irritating.

Pat Kelly

New Com International

18 y.o-Chatham, Ontario, Canada

Subject: Re: Bit p-ed off

Posted by [cmatt42](#) on Wed, 09 Aug 2006 00:03:27 GMT

[View Forum Message](#) <> [Reply to Message](#)

Make sure your firewall isn't blocking game.exe.

Subject: Re: Bit p-ed off

Posted by [Blazer](#) on Wed, 09 Aug 2006 06:07:36 GMT

[View Forum Message](#) <> [Reply to Message](#)

That message doesn't mean that you are banned. It means that Renegade cannot connect to XWIS. Check your firewall settings.

Subject: Re: Bit p-ed off

Posted by [Snoknight](#) on Wed, 09 Aug 2006 21:02:07 GMT

[View Forum Message](#) <> [Reply to Message](#)

it isnt, i checked, it just refuses to connect to the master servers. I uninstalled all the firewalls and disabled the windows firewall and STILL it refuses to connect.

My mistake on insulting the host the other day, I was just in a bad mood, tis all.

But any help would be greatly appreciated on this. I can give you my basic computer specs. if needed.

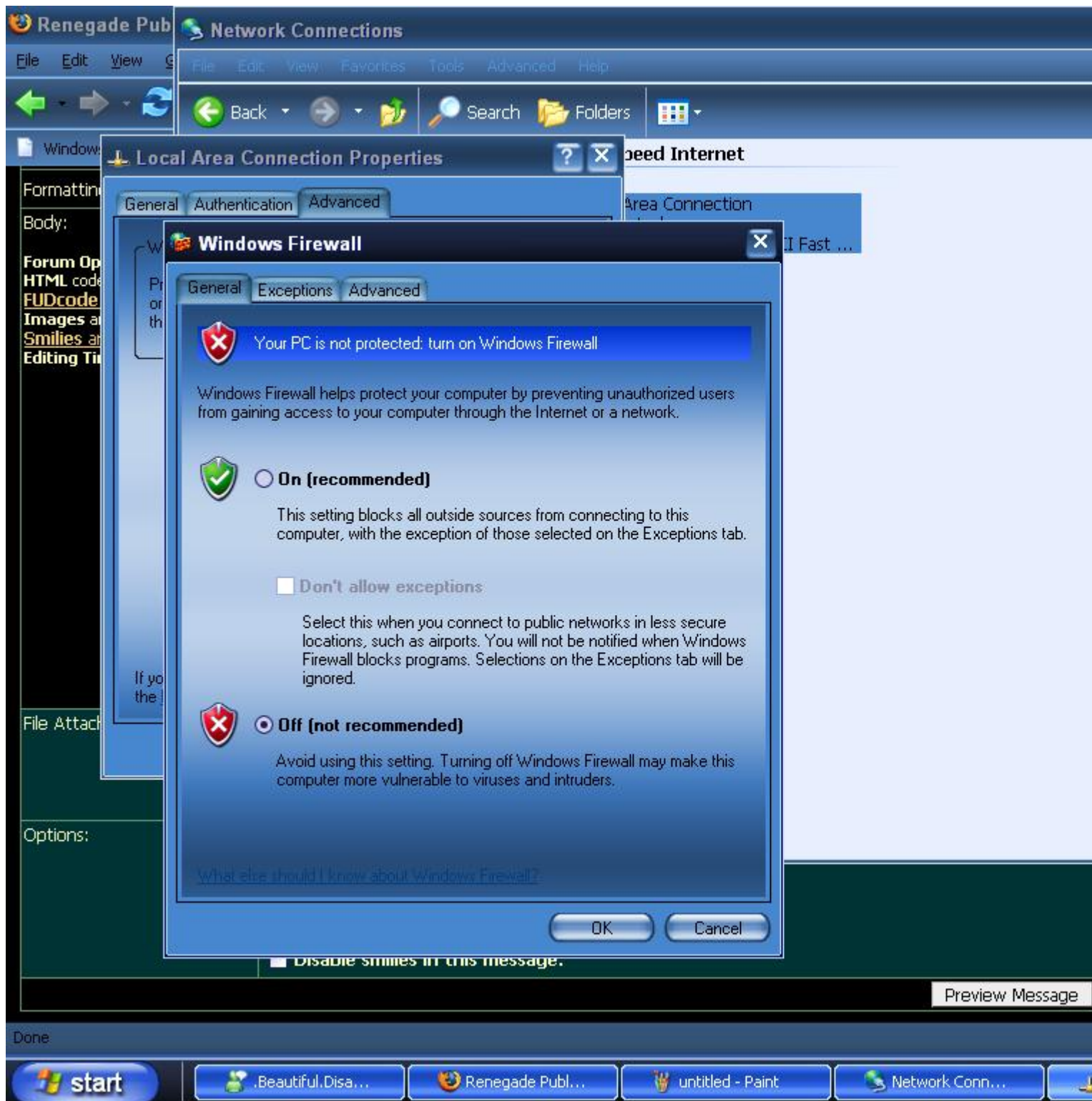
Acer Incorporated
Intel(R)
Celeron(R) CPU 2.93GHz
248MBs of Ram

Microsoft Windows XP
Home Edition
Version 2002
Service Pack 2

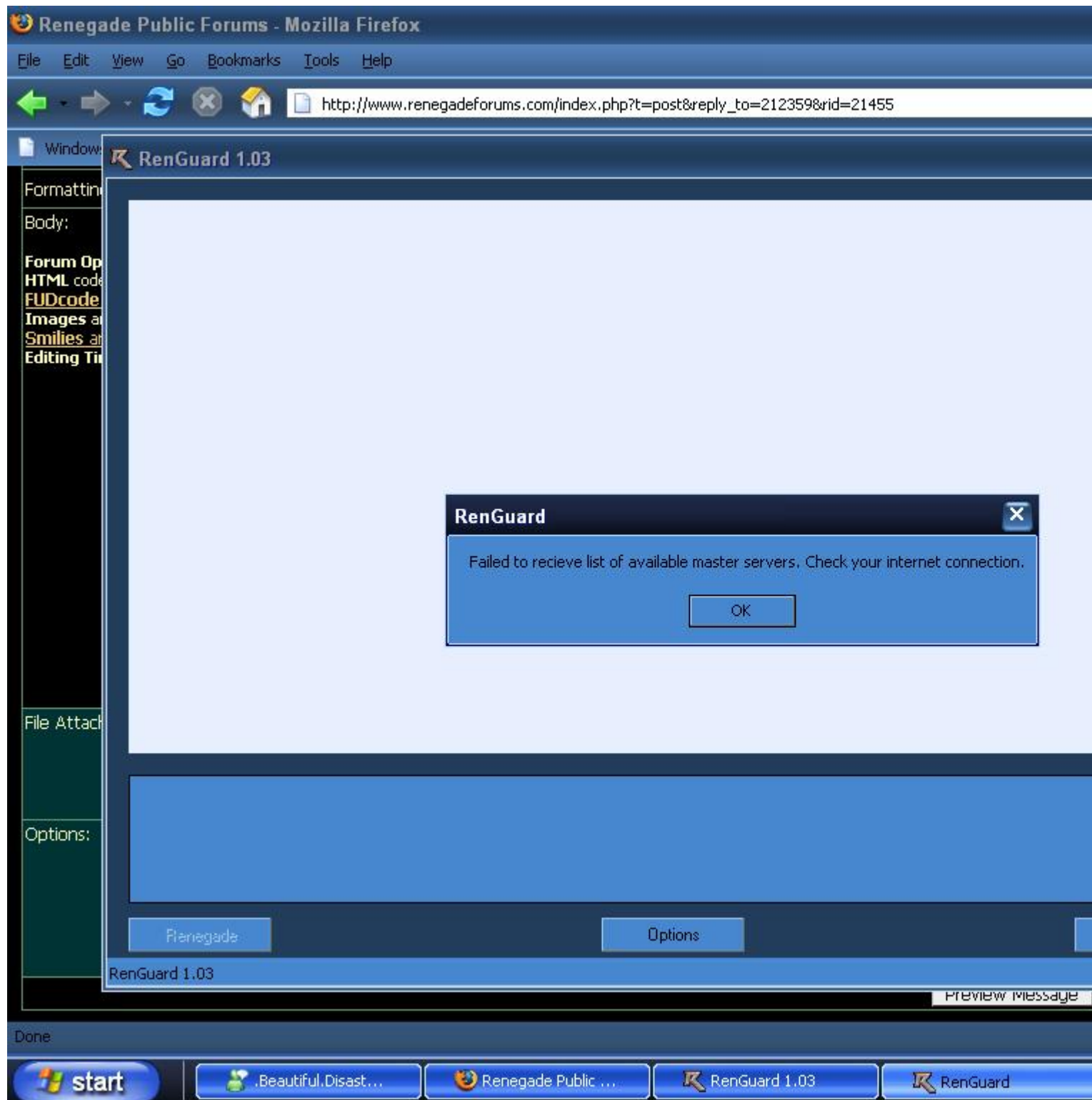
So if that's of any significance, use whatever you need. I'll include a few screenshots of what results in starting up Renguard, and how I disabled my firewall, in the off chance I did it wrong, and how I also approved game.exe and game2.exe to be connected to the internet.

File Attachments

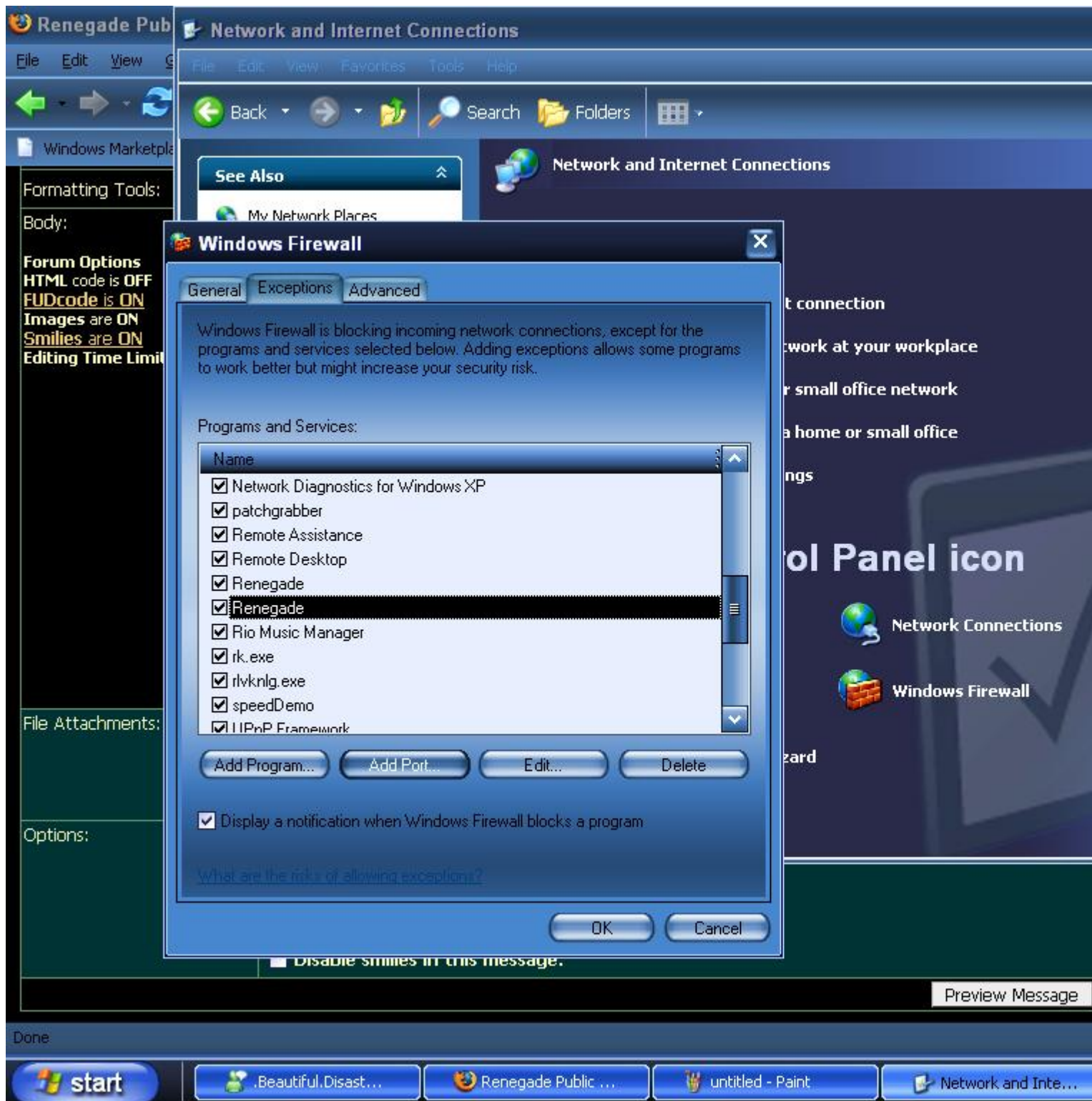
1) [untitled3.JPG](#), downloaded 475 times



2) [untitled.JPG](#), downloaded 462 times



3) [untitled2.JPG](#), downloaded 471 times



Subject: Re: Bit p-ed off
Posted by [Goztow](#) on Wed, 09 Aug 2006 21:18:47 GMT
[View Forum Message](#) <> [Reply to Message](#)

Plz do also try the irc-channel: irc.n00bstories.com -> #help or #renguard or #bhs

Subject: Re: Bit p-ed off

Posted by [Snoknight](#) on Wed, 09 Aug 2006 21:23:36 GMT

[View Forum Message](#) <> [Reply to Message](#)

lol i went to noobstories and it says "NOTHING TO SEE HERE" so in other words, that didn't work

Subject: Re: Bit p-ed off

Posted by [Renx](#) on Thu, 10 Aug 2006 16:52:07 GMT

[View Forum Message](#) <> [Reply to Message](#)

That's because you don't type that in your browser, you need to connect using a program like mIRC. Or use <http://www.timhortons.com/>

Also the channel you want is #bhs_support

Subject: Re: Bit p-ed off

Posted by [danpaul88](#) on Thu, 10 Aug 2006 19:22:00 GMT

[View Forum Message](#) <> [Reply to Message](#)

actually if you have an IRC client installed typing that will automatically open the IRC client (eg: mIRC)

Subject: Re: Bit p-ed off

Posted by [Snoknight](#) on Sun, 13 Aug 2006 05:53:12 GMT

[View Forum Message](#) <> [Reply to Message](#)

i dont understand this mIRC crap... but isn't there jsut an easier way to get renguard to work? that why i came here in the first place

Subject: Re: Bit p-ed off

Posted by [Ma1kel](#) on Sun, 13 Aug 2006 15:22:30 GMT

[View Forum Message](#) <> [Reply to Message](#)

Nope.

Subject: Re: Bit p-ed off

Posted by [warranto](#) on Mon, 14 Aug 2006 17:36:46 GMT

[View Forum Message](#) <> [Reply to Message](#)

There is an easier way. Go to www.n00bstories.com

When there go Communications/IRC/Connect Now and allow the java applet to run. Enter your name, then go to the channel drop-down menu and select bhs_support. Click the Connect Now! Button, and wait to join the channel.

Ask away.
