

Subject: Got a prob with installing CP2 ...
Posted by [Dave](#) on Tue, 07 Mar 2006 20:02:47 GMT
[View Forum Message](#) <> [Reply to Message](#)

Well guys this is what i get if i try to install it.

I uploaded the file so you can open it

File Attachments

1) [Aight.JPG](#), downloaded 797 times



**COMMAND & CONQUER
RENEGADE**
Experience C&C from a whole new perspective.

- [Community MOTD](#)
- [Server List](#)
- [Beginner's Guide](#)
- [Help](#)
- [About RenGuard](#)
- [RenGuard.com](#)
- [Support Chat](#)
- [Renegade Wiki](#)
- [Terms of Service](#)




Core Patch Pre-Checks

RenGuard has detected corrupt files. In order to install Core patch 2, you need to download fixed copies and extract them to your renegade directory. Mix files (maps) belong to the data directory.

Click on those download links, unzip the files and put their contents in your Renegade/data directory to overwrite your files that do not match our expected profile, and when you are done restart RenGuard.

[C&C FieldTS](#)
[C&C Snow](#)




```
[21:00] Scanning C&C_Walls.mix..  
[21:00] Scanning C&C_Walls_Flying.mix..  
[21:00] Core Patch Pre-Check done  
[21:00] There are errors. Disconnecting!  
[21:00] Disconnected from RenGuard network
```

Renegade

Options

RenGuard 1.03 - 443 user(s) on 70 server(s).



Windows taskbar showing: start button, system tray with volume and network icons, and taskbar buttons for iTunes, RenGuard 1.03, and Mozilla Firefox Startp...