

11:23:59 AM System Welcome DJ E ...

11:23:59 AM System Connecting to server. Please wait...

11:23:59 AM System Thank you for using Dell Chat, a representative will be with you soon.

11:23:59 AM System Initial Question/Comment: Is the wireless turned on with a switch or keyboard function?

11:24:10 AM System You are now being connected to an agent. Thank you for using Dell Chat

11:24:10 AM System Connected with **BE_Rep_Steven**

11:24:31 AM BE_Rep_Steven Welcome to Dell Sales Chat. My name is Steven. I'll be your personal sales agent today. Give me a moment to review your concern. Please don't go away.

11:24:41 AM BE_Rep_Steven HI Dj.

11:24:51 AM BE_Rep_Steven what do you mean?

11:25:41 AM You I have a toshiba laptop now that has a switch on the side to turn on the wi-fi, some notebooks do not have a switch but use a FN function. What does this laptop use?

11:26:49 AM BE_Rep_Steven well I cannot answer your concern right now because I don't have a proper tool to answer that. try to call toshiba about it.

11:27:51 AM BE_Rep_Steven still there?

11:28:26 AM You This is not a toshiba question. I want to know if the dell notebook wi-fi antenna is turned on with a switch or a keyboard function (ie using the 'fn' key). Run this question by a supervisor and they can answer it.

11:29:23 AM BE_Rep_Steven we do not have an antenna for the wifi

11:30:24 AM BE_Rep_Steven still there?

11:30:44 AM You I understand, but the Intel pro wireless card is internal. Is the wireless turned on with a switch? or fn key?

11:31:12 AM BE_Rep_Steven you don't need to turn it on

11:31:50 AM You Ok, then how do you turn it off? Sometimes you want your wi-fi connection turned off to save battery power.

11:32:12 AM You I'm thinking that you do not understand my question?

11:33:01 AM BE_Rep_Steven no need to turn it of or on inorder you to use the wireless card of your notebook

11:33:46 AM You I have never seen a notebook that has integrated wireless that does not have an on or off button or function.

11:34:05 AM BE_Rep_Steven what notebook do you have?

11:35:09 AM BE_Rep_Steven still there?

11:35:15 AM You I have a toshiba notebook, you slide a switch to turn on/off the wi-fi. On other notebooks I have seen a combination of fn->f5 keys to turn off/on. I'm just curious what dell uses in their notebooks.

11:36:02 AM BE_Rep_Steven well I cannot answer your concern regarding your notebook, you may call the Toshiba for that


11:36:30 AM BE_Rep_Steven with us no need to turn it on or of


11:36:59 AM BE_Rep_Steven we do have integrated wireless card with our notebook.


11:37:52 AM You Again, I'm not asking about toshiba notebooks. I want to know what dell uses on THEIR notebooks. The battery drains faster if you leave the wireless on. Think about flying on airplanes, they want you to have the wireless off. Please forward this question to someone else. There must be an on/off function on the dell inspiron notebook.


11:38:29 AM BE_Rep_Steven again we do not have the switch for that wireless card


11:39:09 AM BE_Rep_Steven no need to turn on or of your notebook in order to use your wireless card for the connection of the Internet.


11:39:12 AM  BE_Rep_Steven [no need to turn on or of your notebook in order to use your wireless card for the connection of the Internet.](#)


11:39:32 AM  You 'for that wireless card'? I'm asking about the integrated wireless on DELL notebooks. Can the integrated wireless on dell notebooks be turned off?


11:40:00 AM  BE_Rep_Steven [integrated wireless or integrated wireless card](#)


11:40:06 AM  BE_Rep_Steven [no](#)

11:40:32 AM  You thank you

11:40:38 AM  BE_Rep_Steven [are you going to purchase online today?](#)

11:40:38 AM  You that is all

11:40:43 AM  BE_Rep_Steven [your welcome](#)

11:41:02 AM  BE_Rep_Steven [ok](#)